



COMMISSION EUROPÉENNE
DIRECTION GÉNÉRALE DE L'AGRICULTURE ET DU DÉVELOPPEMENT RURAL
Direction C. Économie des marchés agricoles et OCM unique
C.3. Vin, alcools, tabac, semences et houblon

Bruxelles, le
G.j.D. D(2009)

AGRI-C3

108^{ÈME} REUNION DU COMITE DE GESTION DE
L'ORGANISATION COMMUNE DES MARCHES AGRICOLES

8 JUIN 2009

**Echange de vues sur la situation
du marché vitivinicole**

Evolution du Commerce Extérieur
Tour de table

Ont contribué à la réalisation de ce document:

Bilans Vin : Julio Guerrero Pozo, Tél.:(32-2) 295 78 57, Julio.Guerrero@ec.europa.eu
Situation du marché: Guy Duren, Tél.:(32-2) 295 74 16, guy.duren@ec.europa.eu

Evolution du Commerce Extérieur

Extraits de quelques articles de presse:

Exportations de vins - « Une chute brutale des exportations au premier trimestre 2009 »
Publié le 02/06/2009 au www.viti-net.fr

Après 8 mois de campagne, FranceAgriMer fait le point des exportations françaises de vins. La tendance baissière entamée en août s'est accélérée. A fin mars 2009, les exportations ont chuté de -14,6% en valeur et de -12,4% en volume par rapport aux 8 mois cumulés de l'année passée (période août 2007 – mars 2008).

Pendant cette période, les exportations ont chuté de -29% en valeur et de -15% en volume vers l'Union européenne, et de -28% vers les pays tiers. Vers l'Union européenne, la baisse est en partie liée à la baisse brutale des importations de vins français par le Royaume-Uni.

As the demand for wine has dropped, the French wine export might drop by 20% this year

.....

Source: EC-EUROSTAT COMEXT external trade DataBases

Extraction 2204-T1-1 from Dataset: EU27 SINCE 1999 CN (SIMULATED)

| PRODUCT | | FLOW | | STAT REGIME | | PARTNER | |
|---------|--------------|------|--------|-------------|--------|------------|-------|
| CODE | LABEL | CODE | LABEL | CODE | LABEL | CODE | LABEL |
| 2204-T1 | | 2 | EXPORT | 1 | NORMAL | World | |
| 2204-T3 | | | | | | extra-eu27 | |
| 220410 | SPARKLING... | | | | | intra27 | |
| 220430 | GRAPE MU... | | | | | | |
| Bottle | | | | | | | |

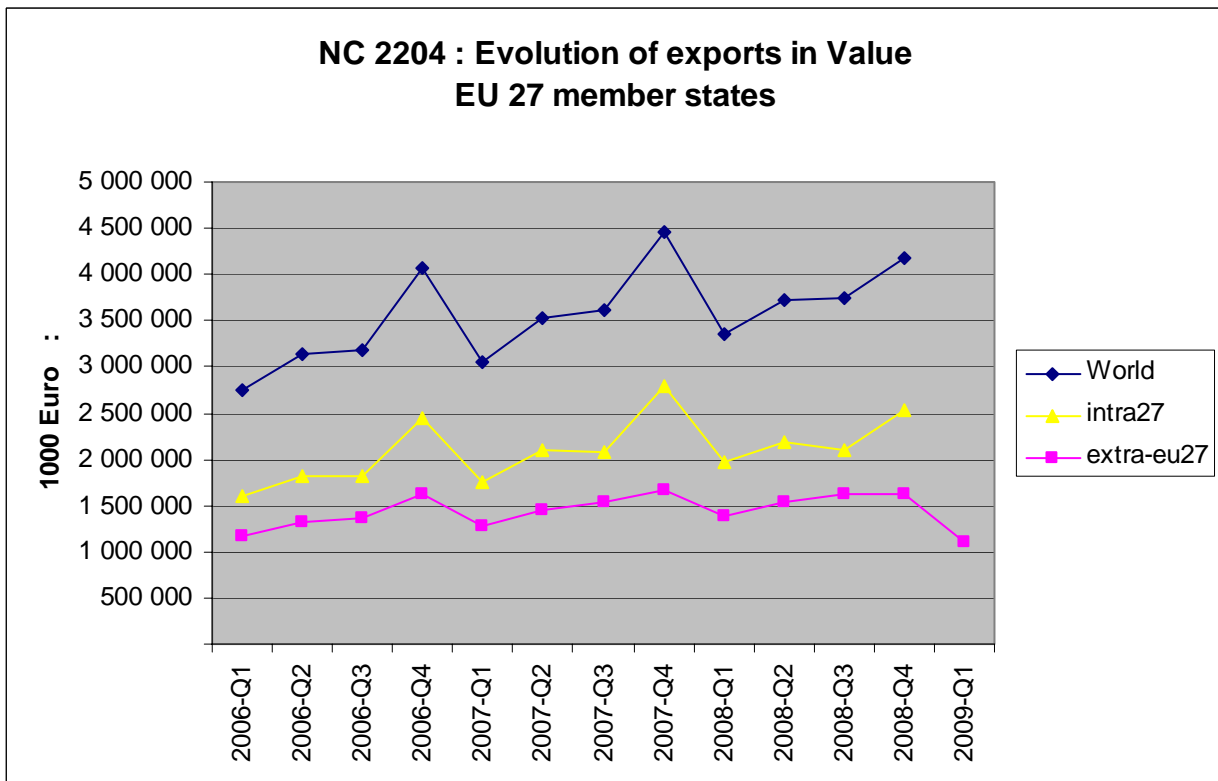
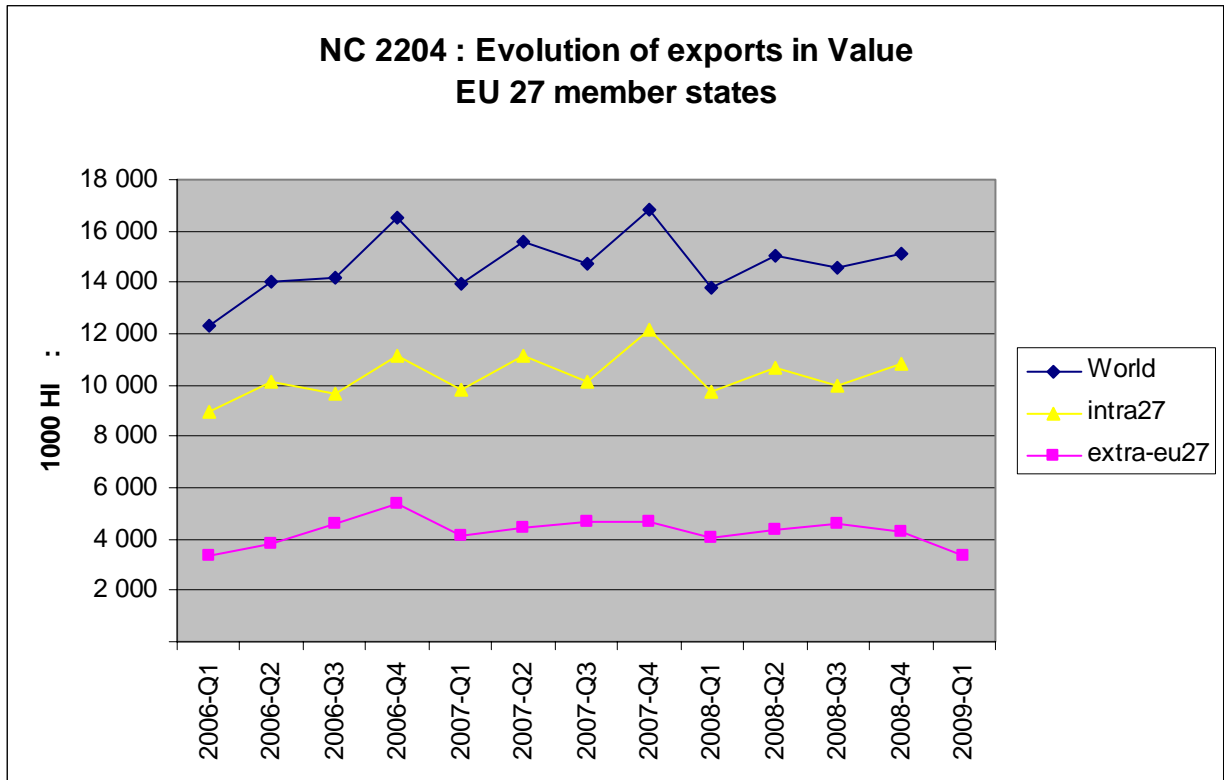
| PERIOD | 2009-Q1 | 200901 | 200902 | 200903 |
|----------------|-----------|----------|-----------|-----------|
| France | 77442404 | 20308370 | 27107618 | 30026506 |
| Netherlands | 792427 | 217383 | 299298 | 275746 |
| Fr Germany | 19012958 | 6191768 | 5331065 | 7490125 |
| Italy | 103640871 | 27074737 | 35174788 | 41391346 |
| Utd. Kingdom | 965483 | 286480 | 354366 | 324617 |
| Ireland | 945 | 598 | 311 | 36 |
| Denmark | 870608 | 150273 | 303365 | 416970 |
| Greece | 689769 | 212316 | 153504 | 323950 |
| Portugal | 22298657 | 7026865 | 7828226 | 7443566 |
| Spain | 83364499 | 18264317 | 26501609 | 38598573 |
| Belgium | 1995949 | 812437 | 637888 | 645644 |
| Luxembourg | 18967 | 4 | 10683 | 8280 |
| Sweden | 270431 | 77205 | 97601 | 95625 |
| Finland | 51093 | 23266 | 15424 | 12403 |
| Austria | 1299849 | 389960 | 347226 | 562663 |
| Malta | 764 | 343 | 192 | 229 |
| Estonia | 109901 | 59428 | 14383 | 36090 |
| Latvia | 3338351 | 858734 | 1086271 | 1393346 |
| Lithuania | 4978800 | 1631411 | 1623802 | 1723587 |
| Poland | 89081 | 13663 | 28278 | 46140 |
| Czech Republic | 12684 | 1092 | 3541 | 8051 |
| Slovakia | 2509 | | 1029 | 1480 |
| Hungary | 1740897 | 256952 | 563798 | 920147 |
| Romania | 261395 | 65068 | 107734 | 88593 |
| Bulgaria | 7629941 | 1646067 | 2497991 | 3485893 |
| Slovenia | 359540 | 103735 | 90773 | 165032 |
| Cyprus | 107360 | 80519 | 11063 | 15778 |
| EU27 | 331345223 | 85752990 | 110091827 | 135500406 |

Extraction 2204-T1-1 from Dataset: EU27 SINCE 1999 CN (SIMULATED)

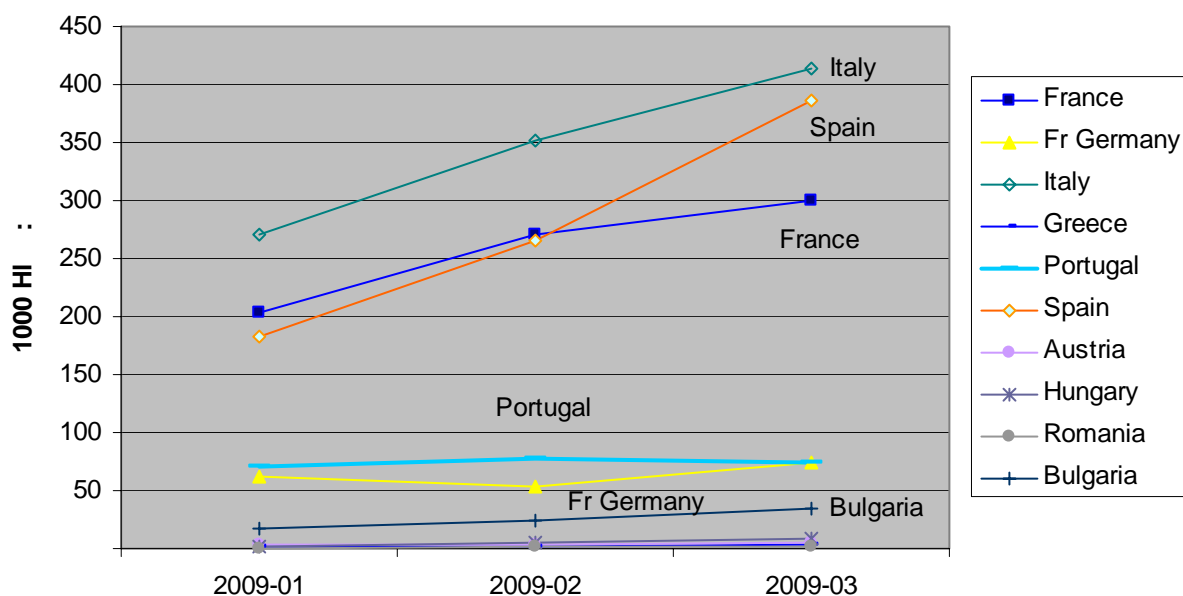
| PRODUCT | | FLOW | | STAT REGIME | | PARTNER | |
|---------|--------------|------|--------|-------------|--------|------------|-------|
| CODE | LABEL | CODE | LABEL | CODE | LABEL | CODE | LABEL |
| 2204-T1 | | 2 | EXPORT | 1 | NORMAL | World | |
| 2204-T3 | | | | | | extra-eu27 | |
| 220410 | SPARKLING... | | | | | intra27 | |
| 220430 | GRAPE MU... | | | | | | |
| Bottle | | | | | | | |

| PERIOD | 2009-Q1 | 200901 | 200902 | 200903 |
|----------------|-----------|-----------|-----------|-----------|
| France | 179395133 | 56239685 | 54448124 | 68707324 |
| Netherlands | 2564013 | 810946 | 1763067 | |
| Fr Germany | 63195914 | 20455837 | 13085257 | 19654820 |
| Italy | 167558844 | 81708334 | 85850510 | |
| Utd. Kingdom | 7519464 | 2109559 | 2585838 | 2824057 |
| Ireland | 25588 | 20613 | 4975 | |
| Denmark | 4468797 | 2286250 | 2182547 | |
| Greece | 5600964 | 2796111 | 1184396 | 1620467 |
| Portugal | 18526759 | 10974259 | 7552500 | |
| Spain | 233074611 | 70677283 | 74671422 | 87825906 |
| Belgium | 2835485 | 1486631 | 1348854 | |
| Luxembourg | 1551223 | 586637 | 422022 | 542564 |
| Sweden | 420995 | 225310 | 195685 | |
| Finland | 109017 | 54082 | 54935 | |
| Austria | 7788166 | 3841302 | 3946864 | |
| Malta | 3240 | 26 | 160 | 3054 |
| Estonia | 393531 | 167305 | 236226 | |
| Latvia | 212025 | 87541 | 52520 | 71964 |
| Lithuania | 50873 | 21479 | 21443 | 7951 |
| Poland | 53109 | 44171 | 8938 | |
| Czech Republic | 4261049 | 1323390 | 954195 | 1983464 |
| Slovakia | 1124080 | 253646 | 870434 | |
| Hungary | 7803199 | 3321307 | 4481892 | |
| Romania | 1948203 | 916082 | 1030121 | |
| Bulgaria | 3556745 | 1797830 | 1758815 | |
| Slovenia | 58357 | 51246 | 7111 | |
| Cyprus | 383990 | 168168 | 215822 | |
| EU27 | 704481364 | 262415030 | 258824773 | 183241561 |

➔ No complete data available on INTRA trade for March 2009



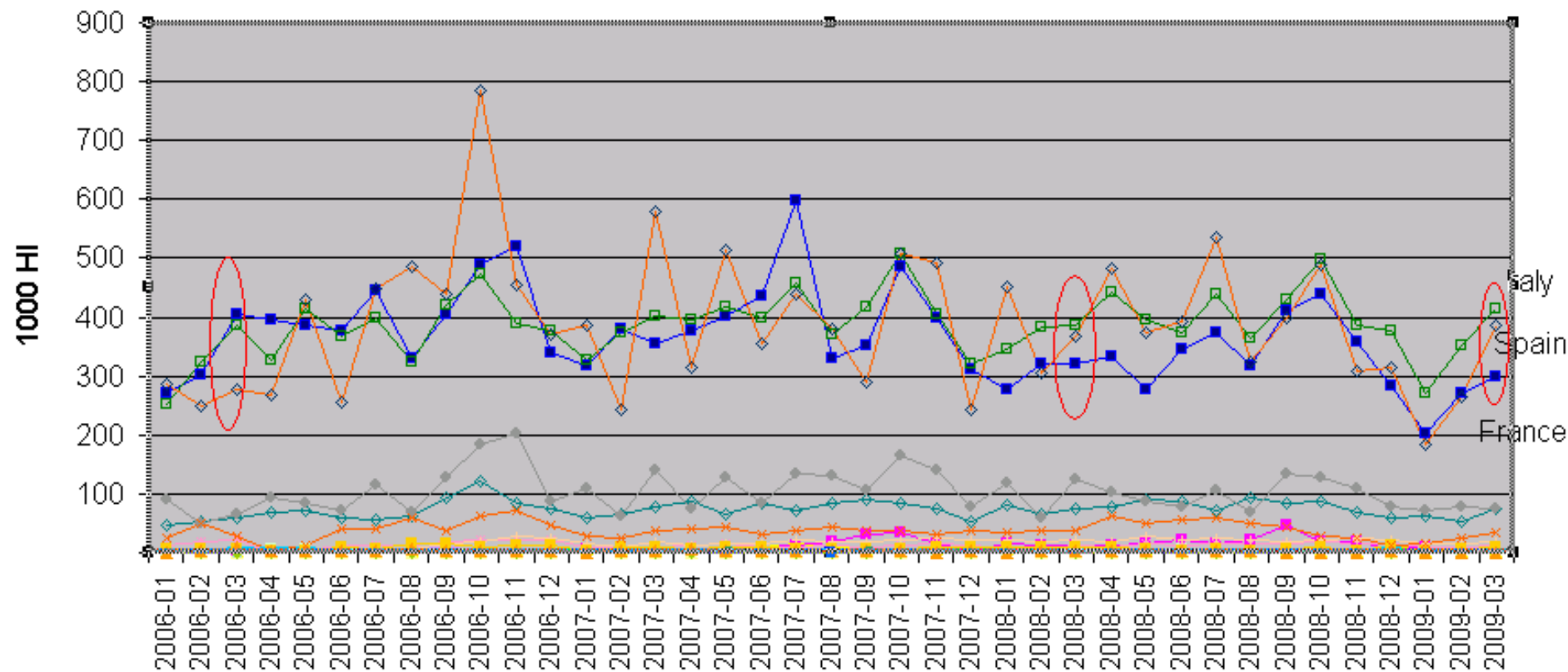
**NC2204 : Exports extra EU-27 in volume
evolution first quarter of 2009**



FLOW 2:EXPORT
 STAT_REGIME 1:NORMAL
 PARTNER extra-eu27:
 INDICATORS SUP_QUANTITY: 1000 HL

| DECLARANT/PERIOD | 200901 | 200902 | 200903 | 2009-Q1 |
|------------------|--------|--------|--------|---------|
| France | 203 | 271 | 300 | 774 |
| Netherlands | 2 | 3 | 3 | 8 |
| Fr Germany | 62 | 53 | 75 | 190 |
| Italy | 271 | 352 | 414 | 1 036 |
| Utd. Kingdom | 3 | 4 | 3 | 10 |
| Ireland | | | | |
| Denmark | 2 | 3 | 4 | 9 |
| Greece | 2 | 2 | 3 | 7 |
| Portugal | 70 | 78 | 74 | 223 |
| Spain | 183 | 265 | 386 | 834 |
| Belgium | 8 | 5 | 6 | 20 |
| Luxembourg | | | | |
| Sweden | 1 | 1 | 1 | 3 |
| Finland | | | | |
| Austria | 4 | 3 | 6 | 13 |
| Malta | | | | |
| Estonia | 1 | | | 1 |
| Latvia | 9 | 11 | 14 | 33 |
| Lithuania | 16 | 16 | 17 | 50 |
| Poland | | | | |
| Czech Republic | | | | |
| Slovakia | | | | |
| Hungary | 3 | 6 | 9 | 17 |
| Romania | 1 | 1 | 1 | 3 |
| Bulgaria | 16 | 25 | 35 | 76 |
| Slovenia | 1 | 1 | 2 | 4 |
| Cyprus | 1 | | | 1 |
| | 858 | 1 101 | 1 355 | 3 313 |

NC2204 : Exports extra EU-27 in volume evolution first quarter of 2009



Source: EC-EUROSTAT COMEXT external trade DataBases

NC2204 Wine exports extra-EU Evolution by month in Volume (1000 HI)

| DECLARANT | 2006-01 | | | | | | | | | | | | | | | | | | | | | | | | | | | | | | | | | | | | 2009-03 versus | | | | | | | | | | | | |
|---------------|---------|---------|---------|---------|---------|---------|---------|---------|---------|---------|---------|---------|---------|---------|---------|---------|---------|---------|---------|---------|---------|---------|---------|---------|---------|---------|---------|---------|---------|---------|---------|---------|---------|---------|---------|---------|----------------|---------|---------|---------|---------|---------|------|-------|------|-------|------|-------|-----|
| | 2006-01 | 2006-02 | 2006-03 | 2006-04 | 2006-05 | 2006-06 | 2006-07 | 2006-08 | 2006-09 | 2006-10 | 2006-11 | 2006-12 | 2007-01 | 2007-02 | 2007-03 | 2007-04 | 2007-05 | 2007-06 | 2007-07 | 2007-08 | 2007-09 | 2007-10 | 2007-11 | 2007-12 | 2008-01 | 2008-02 | 2008-03 | 2008-04 | 2008-05 | 2008-06 | 2008-07 | 2008-08 | 2008-09 | 2008-10 | 2008-11 | 2008-12 | 2009-01 | 2009-02 | 2009-03 | 2006-03 | 2007-03 | 2008-03 | | | | | | | |
| France | 270 | 304 | 405 | 394 | 386 | 378 | 447 | 330 | 404 | 490 | 521 | 338 | 317 | 381 | 357 | 378 | 401 | 436 | 599 | 330 | 351 | 486 | 398 | 311 | 278 | 320 | 320 | 334 | 276 | 345 | 375 | 316 | 411 | 438 | 358 | 282 | 203 | 271 | 300 | 74% | 84% | 94% | | | | | | | |
| Netherlands | 1 | 2 | 2 | 2 | 2 | 2 | 3 | 2 | 2 | 4 | 8 | 4 | 5 | 6 | 6 | 7 | 5 | 8 | 15 | 9 | 5 | 5 | 7 | 4 | 6 | 4 | 4 | 5 | 7 | 3 | 4 | 2 | 3 | 5 | 4 | 3 | 2 | 3 | 3 | 126% | 50% | 72% | | | | | | | |
| Fr Germany | 46 | 52 | 60 | 69 | 71 | 59 | 56 | 62 | 94 | 123 | 83 | 75 | 58 | 66 | 77 | 88 | 65 | 83 | 72 | 84 | 91 | 83 | 74 | 54 | 80 | 66 | 76 | 77 | 91 | 87 | 72 | 93 | 85 | 87 | 70 | 58 | 62 | 53 | 75 | 125% | 97% | 98% | | | | | | | |
| Italy | 253 | 322 | 385 | 327 | 413 | 368 | 399 | 325 | 421 | 473 | 389 | 378 | 325 | 374 | 402 | 394 | 417 | 399 | 459 | 371 | 418 | 507 | 405 | 320 | 345 | 383 | 387 | 442 | 394 | 374 | 440 | 363 | 431 | 500 | 385 | 376 | 271 | 352 | 414 | 107% | 103% | 107% | | | | | | | |
| Utd. Kingdom | 3 | 4 | 6 | 5 | 6 | 4 | 3 | 4 | 4 | 4 | 3 | 3 | 3 | 3 | 3 | 3 | 4 | 4 | 4 | 3 | 4 | 4 | 4 | 5 | 2 | 4 | 3 | 3 | 4 | 3 | 3 | 3 | 4 | 3 | 5 | 3 | 4 | 3 | 55% | 106% | 112% | | | | | | | | |
| Ireland | | | | | | | | | | | | | | | | | | | | | | | | | | | | | | | | | | | | | | | | | 1% | 0% | 1% | | | | | | |
| Denmark | 1 | 1 | 1 | 1 | 1 | 2 | 2 | 3 | 11 | 2 | 2 | 1 | 1 | 1 | 2 | 2 | 2 | 3 | 1 | 2 | 2 | 2 | 3 | 2 | 2 | 2 | 4 | 3 | 4 | 4 | 4 | 3 | 3 | 3 | 4 | 3 | 2 | 3 | 4 | 346% | 245% | 115% | | | | | | | |
| Greece | 2 | 4 | 3 | 3 | 4 | 3 | 4 | 3 | 7 | 4 | 3 | 3 | 3 | 4 | 4 | 4 | 5 | 4 | 7 | 3 | 6 | 5 | 4 | 5 | 2 | 3 | 4 | 7 | 3 | 4 | 5 | 1 | 3 | 4 | 5 | 3 | 2 | 2 | 3 | 107% | 77% | 89% | | | | | | | |
| Portugal | 92 | 51 | 67 | 93 | 84 | 70 | 114 | 69 | 127 | 183 | 201 | 87 | 108 | 63 | 139 | 75 | 127 | 83 | 134 | 130 | 105 | 165 | 141 | 77 | 118 | 60 | 125 | 103 | 88 | 77 | 105 | 67 | 134 | 127 | 108 | 76 | 70 | 78 | 74 | 111% | 53% | 59% | | | | | | | |
| Spain | 287 | 250 | 279 | 269 | 431 | 256 | 448 | 486 | 438 | 786 | 456 | 371 | 386 | 243 | 580 | 313 | 513 | 356 | 439 | 380 | 289 | 509 | 491 | 244 | 451 | 306 | 367 | 482 | 372 | 391 | 535 | 325 | 398 | 489 | 307 | 316 | 183 | 265 | 386 | 139% | 67% | 105% | | | | | | | |
| Belgium | 1 | 2 | 3 | 2 | 1 | 2 | 1 | 2 | 3 | 3 | 4 | 2 | 6 | 3 | 3 | 2 | 1 | 11 | 11 | 18 | 31 | 35 | 16 | 4 | 15 | 12 | 14 | 12 | 15 | 23 | 17 | 21 | 46 | 17 | 19 | 5 | 8 | 5 | 6 | 249% | 206% | 46% | | | | | | | |
| Luxembourg | | | | | | | | | | | | | | | | | | | | | | | | | | | | | | | | | | | | | | | | | | 247% | 424% | 3299% | | | | | |
| Sweden | 4 | 2 | 3 | 4 | 3 | 5 | 5 | 2 | 1 | 1 | 2 | 1 | 1 | | | | | | | | | | | | | | | | | | | | | | | | | | | | | | 32% | 143% | 135% | | | | |
| Finland | | | | | | | | | | | | | | | | | | | | | | | | | | | | | | | | | | | | | | | | | | | | 175% | 64% | 66% | | | |
| Austria | 3 | 5 | 5 | 5 | 5 | 3 | 2 | 3 | 5 | 3 | 3 | 2 | 2 | 3 | 4 | 5 | 5 | 6 | 3 | 4 | 5 | 4 | 4 | 3 | 4 | 4 | 5 | 6 | 6 | 5 | 4 | 4 | 6 | 6 | 4 | 4 | 4 | 3 | 6 | 118% | 152% | 120% | | | | | | | |
| Malta | | | | | | | | | | | | | | | | | | | | | | | | | | | | | | | | | | | | | | | | | | | | | 36% | | | | |
| Estonia | | | | | | | | | | | | | | | | | | | | | | | | | | | | | | | | | | | | | | | | | | | | | 147% | 10% | 84% | | |
| Latvia | 14 | 18 | 21 | 1 | 3 | 11 | 12 | 12 | 17 | 23 | 20 | 22 | 10 | 10 | 11 | 11 | 14 | 10 | 10 | 12 | 8 | 12 | 15 | 11 | 7 | 6 | 13 | 9 | 15 | 13 | 14 | 17 | 16 | 19 | 16 | 15 | 9 | 11 | 14 | 66% | 131% | 107% | | | | | | | |
| Lithuania | 1 | | 2 | | | 4 | 6 | 7 | 16 | 19 | 27 | 25 | 15 | 9 | 17 | 12 | 17 | 14 | 21 | 19 | 20 | 23 | 25 | 20 | 21 | 19 | 23 | 18 | 27 | 20 | 25 | 22 | 19 | 23 | 25 | 22 | 16 | 16 | 17 | 909% | 101% | 75% | | | | | | | |
| Poland | | | | | | | | | | | | | | | | | | | | | | | | | | | | | | | | | | | | | | | | | | | | | 94% | 1582% | 121% | | |
| Czech Republi | | | | | | | | | | | | | | | | | | | | | | | | | | | | | | | | | | | | | | | | | | | | | | 782% | 763% | 1563% | |
| Slovakia | 3 | | | | | | | | | | | | | | | | | | | | | | | | | | | | | | | | | | | | | | | | | | | | | 164% | 2% | 4% | |
| Hungary | 6 | 5 | 7 | 4 | 3 | 11 | 5 | 16 | 15 | 10 | 12 | 11 | 3 | 8 | 9 | 5 | 9 | 9 | 5 | 6 | 7 | 7 | 9 | 9 | 8 | 9 | 9 | 8 | 7 | 5 | 6 | 4 | 6 | 8 | 4 | 11 | 3 | 6 | 9 | 126% | 97% | 100% | | | | | | | |
| Romania | 1 | 2 | 9 | 5 | 2 | 2 | 2 | 5 | 3 | 2 | 3 | 4 | 1 | 2 | 2 | 6 | 4 | 4 | 2 | 2 | 2 | 2 | 2 | 3 | 1 | 2 | 3 | 2 | 3 | 4 | 2 | 3 | 2 | 1 | 1 | 2 | 1 | 1 | 1 | 1 | 10% | 39% | 34% | | | | | | |
| Bulgaria | 25 | 51 | 27 | 4 | 13 | 39 | 41 | 59 | 39 | 63 | 72 | 46 | 27 | 25 | 37 | 39 | 44 | 30 | 36 | 43 | 36 | 36 | 32 | 37 | 34 | 38 | 36 | 63 | 49 | 55 | 60 | 49 | 42 | 27 | 25 | 13 | 16 | 25 | 35 | 130% | 94% | 97% | | | | | | | |
| Slovenia | 2 | 2 | 2 | 3 | 3 | 3 | 3 | 3 | 2 | 2 | 3 | 4 | 2 | 1 | 2 | 3 | 5 | 3 | 3 | 2 | 5 | 3 | 3 | 3 | 2 | 2 | 2 | 3 | 3 | 4 | 4 | 4 | 1 | 2 | 3 | 4 | 1 | 1 | 2 | 95% | 90% | 107% | | | | | | | |
| Cyprus | | 3 | | | | | | | | | | | | | | | | | | | | | | | | | | | | | | | | | | | | | | | | | | | | | 488% | 26% | 10% |
| EU-27 | 1 015 | 1 080 | 1 287 | 1 193 | 1 435 | 1 223 | 1 556 | 1 396 | 1 616 | 2 202 | 1 819 | 1 383 | 1 277 | 1 206 | 1 661 | 1 353 | 1 644 | 1 470 | 1 826 | 1 426 | 1 392 | 1 894 | 1 636 | 1 116 | 1 377 | 1 246 | 1 397 | 1 581 | 1 366 | 1 422 | 1 681 | 1 303 | 1 612 | 1 763 | 1 345 | 1 203 | 858 | 1 101 | 1 355 | 105% | 82% | 97% | | | | | | | |

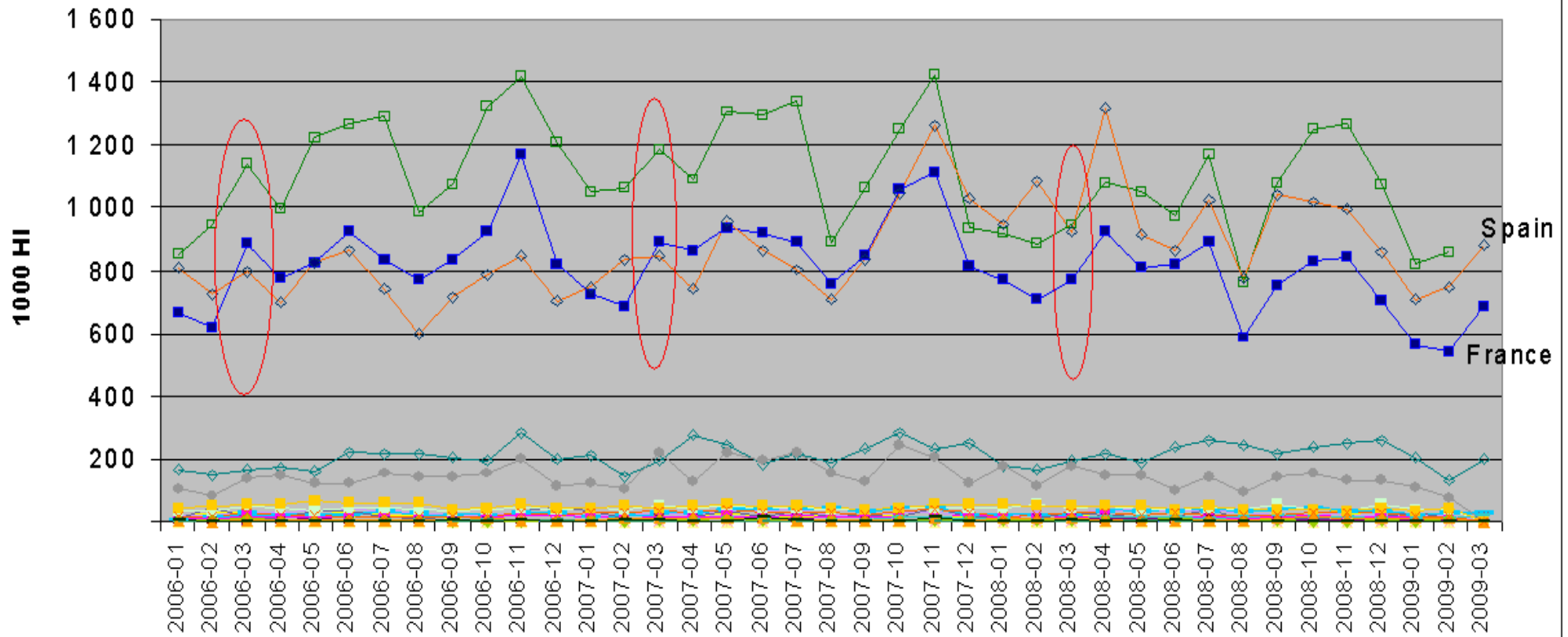
Source: EC-EUROSTAT COMEXT external trade DataBases

NC2204 Wine exports intra-EU Evolution by month in Volume (1000 HI)

| DECLARANT | 2006-01 to 2009-03 | | | | | | | | | | | | | | | | | | | | | | | | | | | | | | | | | 2009-03 versus | | | | | | | | | | | | | | | | | | |
|--------------|--------------------|--------------|--------------|--------------|--------------|--------------|--------------|--------------|--------------|--------------|--------------|--------------|--------------|--------------|--------------|--------------|--------------|--------------|--------------|--------------|--------------|--------------|--------------|--------------|--------------|--------------|--------------|--------------|--------------|--------------|--------------|--------------|--------------|----------------|--------------|--------------|--------------|--------------|---------|---------|---------|---------|---|-----|-----|------|--|--|--|--|--|--|
| | 2006-01 | 2006-02 | 2006-03 | 2006-04 | 2006-05 | 2006-06 | 2006-07 | 2006-08 | 2006-09 | 2006-10 | 2006-11 | 2006-12 | 2007-01 | 2007-02 | 2007-03 | 2007-04 | 2007-05 | 2007-06 | 2007-07 | 2007-08 | 2007-09 | 2007-10 | 2007-11 | 2007-12 | 2008-01 | 2008-02 | 2008-03 | 2008-04 | 2008-05 | 2008-06 | 2008-07 | 2008-08 | 2008-09 | 2008-10 | 2008-11 | 2008-12 | 2009-01 | 2009-02 | 2009-03 | 2006-03 | 2007-03 | 2008-03 | | | | | | | | | | |
| France | 666 | 622 | 885 | 774 | 827 | 925 | 835 | 768 | 834 | 926 | 1166 | 822 | 725 | 685 | 892 | 862 | 937 | 922 | 892 | 760 | 847 | 1059 | 1113 | 813 | 772 | 707 | 770 | 923 | 809 | 818 | 890 | 585 | 754 | 830 | 841 | 705 | 562 | 544 | 687 | 78% | 77% | 89% | | | | | | | | | | |
| Netherlands | 17 | 26 | 25 | 20 | 23 | 32 | 21 | 20 | 12 | 19 | 28 | 29 | 19 | 24 | 16 | 18 | 29 | 18 | 15 | 23 | 28 | 19 | 18 | 18 | 20 | 7 | 23 | 15 | 10 | 11 | 16 | 23 | 9 | 20 | 26 | 11 | 8 | 18 | | | | | | | | | | | | | | |
| Fr Germany | 168 | 147 | 164 | 171 | 158 | 220 | 216 | 215 | 207 | 196 | 285 | 198 | 208 | 144 | 192 | 275 | 242 | 185 | 217 | 188 | 232 | 282 | 235 | 252 | 176 | 164 | 194 | 218 | 190 | 236 | 258 | 243 | 217 | 236 | 251 | 261 | 205 | 131 | 197 | 120% | 103% | 101% | | | | | | | | | | |
| Italy | 852 | 946 | 1141 | 996 | 1222 | 1268 | 1289 | 986 | 1074 | 1322 | 1417 | 1207 | 1051 | 1063 | 1185 | 1093 | 1305 | 1295 | 1342 | 890 | 1061 | 1252 | 1421 | 934 | 918 | 884 | 946 | 1080 | 1052 | 973 | 1168 | 767 | 1078 | 1250 | 1270 | 1073 | 817 | 859 | | | | | | | | | | | | | | |
| Utd. Kingdom | 5 | 16 | 26 | 21 | 20 | 22 | 31 | 29 | 21 | 20 | 25 | 26 | 15 | 23 | 26 | 28 | 37 | 41 | 41 | 43 | 35 | 43 | 45 | 25 | 23 | 20 | 21 | 33 | 34 | 33 | 36 | 34 | 40 | 45 | 34 | 32 | 21 | 26 | 28 | 108% | 108% | 132% | | | | | | | | | | |
| Ireland | | | | | | | | | | | | | | | | 1 | 1 | | | | | 1 | | 1 | 1 | | | | | | | | | | | | | | | | | | | | | | | | | | | |
| Denmark | 22 | 22 | 28 | 29 | 32 | 37 | 35 | 25 | 20 | 23 | 25 | 22 | 19 | 23 | 29 | 25 | 33 | 34 | 36 | 24 | 20 | 27 | 27 | 20 | 22 | 24 | 30 | 32 | 37 | 34 | 35 | 27 | 21 | 26 | 20 | 20 | 23 | 22 | | | | | | | | | | | | | | |
| Greece | 12 | 46 | 14 | 12 | 31 | 35 | 18 | 12 | 14 | 12 | 34 | 42 | 36 | 14 | 19 | 14 | 31 | 16 | 35 | 14 | 24 | 18 | 42 | 16 | 14 | 12 | 28 | 22 | 17 | 19 | 39 | 7 | 11 | 14 | 16 | 18 | 28 | 12 | 16 | 116% | 87% | 57% | | | | | | | | | | |
| Portugal | 107 | 81 | 137 | 148 | 121 | 123 | 152 | 142 | 144 | 155 | 198 | 116 | 122 | 107 | 221 | 126 | 223 | 195 | 221 | 156 | 125 | 243 | 204 | 119 | 177 | 116 | 177 | 151 | 151 | 102 | 143 | 96 | 144 | 156 | 132 | 131 | 110 | 76 | | | | | | | | | | | | | | |
| Spain | 810 | 726 | 796 | 699 | 827 | 866 | 744 | 596 | 712 | 787 | 849 | 700 | 747 | 835 | 848 | 741 | 959 | 864 | 800 | 710 | 834 | 1047 | 1262 | 1029 | 947 | 1086 | 924 | 1319 | 912 | 866 | 1022 | 773 | 1042 | 1019 | 994 | 858 | 707 | 746 | 878 | 110% | 104% | 95% | | | | | | | | | | |
| Belgium | 12 | 13 | 19 | 16 | 17 | 16 | 17 | 15 | 16 | 16 | 19 | 22 | 14 | 13 | 18 | 15 | 18 | 17 | 21 | 14 | 16 | 18 | 15 | 20 | 14 | 12 | 17 | 19 | 15 | 16 | 17 | 13 | 17 | 21 | 16 | 19 | 15 | 13 | | | | | | | | | | | | | | |
| Luxembourg | 5 | 5 | 6 | 7 | 12 | 8 | 6 | 6 | 6 | 6 | 7 | 6 | 6 | 10 | 10 | 10 | 10 | 10 | 10 | 7 | 7 | 6 | 8 | 7 | 6 | 9 | 8 | 10 | 9 | 11 | 10 | 6 | 6 | 6 | 8 | 8 | 6 | 4 | 5 | 90% | 56% | 65% | | | | | | | | | | |
| Sweden | 1 | | 1 | | 1 | 2 | 1 | 1 | 1 | 2 | 1 | 1 | 3 | 3 | 2 | 1 | 2 | 1 | 1 | 1 | 1 | 1 | 2 | 2 | 1 | 1 | 1 | 1 | 2 | 2 | 2 | 3 | 2 | 2 | 2 | 1 | 1 | 2 | 2 | | | | | | | | | | | | | |
| Finland | | | 1 | 1 | 1 | 1 | 1 | 1 | 1 | 1 | 1 | 1 | 1 | 1 | 1 | 1 | 3 | 2 | 3 | 1 | 1 | 1 | 1 | 1 | 1 | 1 | 1 | 1 | 1 | 2 | 3 | 2 | 1 | 1 | 1 | 1 | 1 | 1 | 1 | 1 | 1 | | | | | | | | | | | |
| Austria | 34 | 36 | 49 | 45 | 35 | 45 | 43 | 39 | 34 | 38 | 43 | 40 | 43 | 40 | 52 | 42 | 47 | 42 | 43 | 38 | 38 | 43 | 46 | 45 | 43 | 56 | 45 | 48 | 40 | 41 | 45 | 36 | 53 | 40 | 35 | 56 | 38 | 39 | | | | | | | | | | | | | | |
| Malta | | | | | | | | | | | | | | | | | | | | | | | | | | | | | | | | | | | | | | | | | | | | | | | | | | | | |
| Estonia | 1 | | 1 | 1 | 1 | 1 | 1 | 1 | 1 | 1 | 1 | 1 | 1 | 1 | 1 | 1 | 2 | 2 | 1 | 1 | 1 | 2 | 2 | 1 | 2 | 1 | 2 | 2 | 3 | 2 | 2 | 2 | 2 | 2 | 2 | 2 | 2 | 2 | 2 | 2 | 2 | 2 | | | | | | | | | | |
| Latvia | 1 | 1 | 1 | 1 | 1 | 1 | 1 | 1 | 1 | 1 | 3 | 4 | 1 | 1 | 1 | 1 | 1 | 1 | 1 | 1 | 1 | 1 | 3 | 3 | 1 | 1 | | 1 | 1 | 1 | 1 | 1 | 1 | 1 | 1 | 1 | 2 | 2 | 1 | 1 | 1 | 1 | 1 | 82% | 62% | 146% | | | | | | |
| Lithuania | | | | | | | | | | 1 | 2 | 1 | | | | | | | | | | 2 | 3 | 4 | 2 | | | 1 | 1 | 1 | | | | | | | 1 | 2 | 1 | | | | | | | | | | | | | |
| Poland | | | | | | | | | | | | | | | | | 1 | 1 | 1 | | | | 1 | 1 | 1 | | | | | | | | | | | | | | | | | | | | | | | | | | | |
| Czech Repub | 2 | 2 | 4 | 3 | 3 | 3 | 4 | 4 | 5 | 4 | 4 | 4 | 4 | 5 | 6 | 8 | 12 | 6 | 5 | 4 | 7 | 14 | 16 | 12 | 11 | 8 | 12 | 17 | 18 | 14 | 14 | 14 | 23 | 16 | 17 | 11 | 13 | 10 | 20 | 496% | 338% | 162% | | | | | | | | | | |
| Slovakia | 7 | 7 | 9 | 7 | 7 | 6 | 5 | 5 | 1 | 2 | 2 | 4 | 7 | 2 | 6 | 6 | 9 | 6 | 7 | 3 | 5 | 6 | 4 | 5 | 7 | 7 | 8 | 5 | 6 | 10 | 5 | 7 | 4 | 2 | 2 | 4 | 3 | 9 | | | | | | | | | | | | | | |
| Hungary | 45 | 49 | 53 | 54 | 64 | 59 | 61 | 61 | 40 | 47 | 56 | 44 | 47 | 48 | 47 | 51 | 57 | 50 | 49 | 42 | 41 | 43 | 55 | 55 | 56 | 50 | 51 | 48 | 47 | 41 | 48 | 41 | 36 | 38 | 36 | 44 | 33 | 45 | | | | | | | | | | | | | | |
| Romania | 6 | 3 | 4 | 3 | 5 | 4 | 4 | 6 | 3 | 11 | 7 | 6 | 8 | 13 | 11 | 11 | 9 | 9 | 7 | 8 | 4 | 6 | 14 | 6 | 10 | 9 | 12 | 6 | 7 | 7 | 6 | 4 | 11 | 15 | 12 | 9 | 9 | 10 | | | | | | | | | | | | | | |
| Bulgaria | 17 | 18 | 26 | 21 | 20 | 19 | 15 | 16 | 16 | 19 | 26 | 21 | 26 | 25 | 34 | 28 | 38 | 26 | 26 | 29 | 20 | 34 | 37 | 29 | 14 | 25 | 30 | 27 | 24 | 27 | 25 | 21 | 25 | 30 | 28 | 28 | 18 | 18 | | | | | | | | | | | | | | |
| Slovenia | | | 1 | 1 | 1 | 1 | 1 | 2 | 2 | 3 | 3 | 5 | 1 | 1 | | 1 | | | | | | | 1 | | 2 | | 1 | 2 | 3 | 1 | 2 | 2 | 2 | 1 | 1 | 1 | 1 | | | | | | | | | | | | | | | |
| Cyprus | 3 | 1 | 1 | 2 | 2 | 2 | 1 | 2 | 3 | 2 | 3 | 1 | 2 | 3 | 3 | 1 | 3 | 19 | 4 | 2 | 1 | 1 | 18 | 1 | | 1 | 3 | 1 | 2 | 3 | 1 | 2 | 1 | 1 | 1 | 2 | 2 | 2 | 2 | | | | | | | | | | | | | |
| EU-27 | 2 792 | 2 766 | 3 392 | 3 031 | 3 432 | 3 693 | 3 505 | 2 954 | 3 170 | 3 613 | 4 207 | 3 325 | 3 106 | 3 085 | 3 621 | 3 360 | 4 009 | 3 764 | 3 780 | 2 960 | 3 353 | 4 173 | 4 592 | 3 417 | 3 237 | 3 201 | 3 307 | 3 983 | 3 392 | 3 272 | 3 790 | 2 707 | 3 501 | 3 774 | 3 747 | 3 298 | 2 624 | 2 588 | | | | | | | | | | | | | | |

Source: EC-EUROSTAT COMEXT external trade DataBases

NC2204 : Exports INtra EU-27 in volume evolution first quarter of 2009



Source: EC-EUROSTAT COMEXT external trade DataBases

NC2204 Wine exports TOTAL intra&extra -EU Evolution by month in Volume (1000 HI)

| DECLARANT | 2006-01 2006-02 2006-03 2006-04 2006-05 2006-06 2006-07 2006-08 2006-09 2006-10 2006-11 2006-12 2007-01 2007-02 2007-03 2007-04 2007-05 2007-06 2007-07 2007-08 2007-09 2007-10 2007-11 2007-12 2008-01 2008-02 2008-03 2008-04 2008-05 2008-06 2008-07 2008-08 2008-09 2008-10 2008-11 2008-12 2009-01 2009-02 2009-03 | | | | | | | | | | | | | | | | | | | | | | | | | | | | | | 2009-03 versus | | | | | | | | | | | | | |
|--------------|---|---------|---------|-------|-------|-------|-------|-------|-------|-------|-------|-------|-------|-------|-------|-------|-------|-------|-------|-------|-------|-------|-------|-------|-------|-------|-------|-------|-------|-------|----------------|-------|-------|-------|-------|-------|-------|-------|-------|------|------|------|----|----|
| | 2006-03 | 2007-03 | 2008-03 | | | | | | | | | | | | | | | | | | | | | | | | | | | | | | | | | | | | | | | | | |
| France | 936 | 925 | 1 290 | 1 168 | 1 214 | 1 303 | 1 282 | 1 098 | 1 238 | 1 416 | 1 686 | 1 160 | 1 041 | 1 066 | 1 249 | 1 240 | 1 338 | 1 358 | 1 492 | 1 090 | 1 199 | 1 545 | 1 511 | 1 123 | 1 050 | 1 027 | 1 090 | 1 257 | 1 084 | 1 163 | 1 265 | 901 | 1 164 | 1 268 | 1 199 | 987 | 765 | 816 | 987 | 77% | 79% | 91% | | |
| Netherlands | 17 | 27 | 28 | 22 | 25 | 34 | 24 | 23 | 14 | 23 | 36 | 33 | 24 | 31 | 22 | 25 | 34 | 26 | 30 | 32 | 33 | 23 | 24 | 22 | 25 | 12 | 27 | 19 | 17 | 14 | 20 | 25 | 12 | 24 | 30 | 14 | 10 | 21 | | | | | | |
| Fr Germany | 214 | 200 | 224 | 240 | 230 | 279 | 272 | 277 | 301 | 319 | 368 | 273 | 266 | 210 | 269 | 363 | 307 | 268 | 289 | 272 | 323 | 366 | 309 | 306 | 256 | 230 | 270 | 295 | 281 | 323 | 331 | 335 | 301 | 323 | 321 | 319 | 266 | 184 | 271 | 121% | 101% | 101% | | |
| Italy | 1 106 | 1 269 | 1 526 | 1 323 | 1 634 | 1 636 | 1 688 | 1 311 | 1 495 | 1 795 | 1 806 | 1 585 | 1 377 | 1 437 | 1 587 | 1 487 | 1 722 | 1 694 | 1 801 | 1 261 | 1 479 | 1 759 | 1 826 | 1 254 | 1 263 | 1 266 | 1 333 | 1 522 | 1 446 | 1 347 | 1 609 | 1 130 | 1 508 | 1 750 | 1 655 | 1 448 | 1 088 | 1 210 | | | | | | |
| Utd. Kingdom | 8 | 20 | 32 | 26 | 26 | 26 | 34 | 33 | 25 | 24 | 29 | 29 | 18 | 27 | 29 | 31 | 40 | 45 | 45 | 46 | 39 | 47 | 48 | 29 | 25 | 24 | 24 | 36 | 38 | 36 | 39 | 37 | 43 | 48 | 37 | 37 | 24 | 29 | 31 | 98% | 108% | 130% | | |
| Ireland | | | | | | | | | | | | | | | | 1 | 1 | 1 | | | | | 1 | | | 1 | 1 | | | | | | | | | | | | | | | 0% | 0% | 1% |
| Denmark | 23 | 23 | 30 | 31 | 33 | 38 | 37 | 28 | 31 | 25 | 27 | 23 | 21 | 24 | 31 | 27 | 35 | 37 | 38 | 26 | 22 | 29 | 30 | 22 | 23 | 26 | 33 | 35 | 41 | 38 | 39 | 30 | 24 | 29 | 24 | 23 | 24 | 25 | | | | | | |
| Greece | 14 | 50 | 17 | 15 | 36 | 38 | 23 | 15 | 21 | 17 | 37 | 45 | 39 | 18 | 23 | 18 | 37 | 20 | 42 | 17 | 30 | 23 | 45 | 21 | 16 | 32 | 29 | 21 | 23 | 44 | 8 | 14 | 18 | 21 | 21 | 30 | 13 | 19 | 114% | 85% | 61% | | | |
| Portugal | 199 | 132 | 204 | 241 | 205 | 194 | 267 | 211 | 271 | 338 | 399 | 203 | 229 | 170 | 360 | 201 | 350 | 279 | 355 | 286 | 231 | 409 | 345 | 196 | 295 | 176 | 303 | 254 | 239 | 179 | 248 | 163 | 278 | 282 | 239 | 207 | 180 | 154 | | | | | | |
| Spain | 1 097 | 976 | 1 074 | 968 | 1 258 | 1 122 | 1 192 | 1 082 | 1 151 | 1 573 | 1 305 | 1 071 | 1 134 | 1 078 | 1 428 | 1 055 | 1 471 | 1 221 | 1 240 | 1 090 | 1 123 | 1 556 | 1 753 | 1 273 | 1 398 | 1 392 | 1 291 | 1 801 | 1 284 | 1 257 | 1 558 | 1 098 | 1 440 | 1 508 | 1 301 | 1 174 | 889 | 1 011 | 1 264 | 118% | 89% | 98% | | |
| Belgium | 14 | 15 | 22 | 18 | 19 | 18 | 19 | 16 | 18 | 19 | 24 | 24 | 20 | 15 | 21 | 17 | 20 | 28 | 32 | 33 | 47 | 53 | 31 | 24 | 29 | 24 | 31 | 31 | 30 | 38 | 34 | 35 | 63 | 38 | 34 | 24 | 23 | 19 | | | | | | |
| Luxembourg | 5 | 5 | 6 | 7 | 12 | 8 | 6 | 6 | 6 | 6 | 6 | 6 | 10 | 10 | 10 | 10 | 10 | 10 | 7 | 8 | 6 | 8 | 8 | 6 | 9 | 8 | 10 | 9 | 11 | 10 | 6 | 6 | 6 | 6 | 8 | 8 | 6 | 4 | 6 | 91% | 57% | 66% | | |
| Sweden | 5 | 2 | 4 | 5 | 4 | 7 | 6 | 3 | 2 | 2 | 3 | 1 | 3 | 3 | 3 | 1 | 2 | 2 | 2 | 2 | 2 | 2 | 2 | 2 | 1 | 1 | 2 | 3 | 3 | 4 | 5 | 3 | 3 | 3 | 2 | 4 | 3 | 3 | | | | | | |
| Finland | | 1 | 1 | 1 | 1 | 1 | 1 | 1 | 1 | 1 | 1 | 1 | 1 | 1 | 1 | 2 | 1 | 3 | 2 | 3 | 2 | 2 | 1 | 2 | 1 | 1 | 1 | 2 | 2 | 4 | 3 | 1 | 1 | 1 | 1 | 1 | 1 | 1 | 1 | 21% | 8% | 10% | | |
| Austria | 37 | 40 | 54 | 50 | 40 | 48 | 46 | 42 | 39 | 41 | 46 | 42 | 45 | 43 | 55 | 47 | 52 | 48 | 45 | 41 | 44 | 47 | 50 | 48 | 47 | 60 | 50 | 54 | 46 | 46 | 50 | 41 | 59 | 46 | 39 | 60 | 42 | 43 | | | | | | |
| Malta | | | | | | | | | | | | | | | | | | | | | | | | | | | | | | | | | | | | | | | | | | | | |
| Estonia | 1 | 1 | 1 | 1 | 1 | 1 | 2 | 4 | 5 | 5 | 6 | 5 | 5 | 3 | 5 | 5 | 5 | 3 | 2 | 4 | 3 | 4 | 4 | 3 | 2 | 2 | 2 | 4 | 3 | 3 | 3 | 3 | 3 | 3 | 4 | 3 | 3 | 2 | 3 | 30% | 7% | 17% | | |
| Latvia | 14 | 18 | 22 | 2 | 4 | 13 | 14 | 14 | 18 | 24 | 23 | 25 | 11 | 11 | 12 | 13 | 15 | 11 | 12 | 14 | 9 | 14 | 18 | 14 | 8 | 7 | 14 | 10 | 16 | 14 | 16 | 18 | 17 | 20 | 19 | 18 | 9 | 11 | 15 | 66% | 125% | 108% | | |
| Lithuania | 1 | 1 | 2 | | | 4 | 6 | 8 | 16 | 20 | 29 | 26 | 15 | 9 | 17 | 12 | 17 | 14 | 21 | 19 | 21 | 26 | 29 | 22 | 22 | 19 | 23 | 19 | 28 | 21 | 25 | 23 | 19 | 24 | 28 | 23 | 17 | 16 | | | | | | |
| Poland | | | 1 | | | | | | | | | | | | | 1 | 2 | 2 | 1 | | 1 | 1 | | 1 | 1 | | 1 | 1 | 1 | 1 | | 1 | 1 | 1 | 1 | | | | | | | | | |
| Czech Repub | 2 | 2 | 4 | 3 | 3 | 3 | 4 | 4 | 5 | 4 | 5 | 5 | 4 | 5 | 6 | 8 | 12 | 6 | 5 | 5 | 7 | 14 | 17 | 12 | 11 | 8 | 12 | 18 | 18 | 14 | 14 | 14 | 23 | 16 | 17 | 11 | 13 | 10 | 20 | 497% | 339% | 163% | | |
| Slovakia | 10 | 7 | 9 | 7 | 7 | 6 | 5 | 5 | 2 | 3 | 2 | 4 | 7 | 2 | 7 | 6 | 9 | 6 | 8 | 3 | 5 | 6 | 4 | 5 | 7 | 7 | 8 | 5 | 6 | 10 | 5 | 7 | 4 | 2 | 2 | 4 | 3 | 9 | | | | | | |
| Hungary | 51 | 54 | 60 | 57 | 67 | 69 | 66 | 77 | 56 | 56 | 68 | 55 | 50 | 57 | 56 | 56 | 66 | 59 | 54 | 48 | 48 | 50 | 65 | 63 | 64 | 59 | 60 | 56 | 55 | 45 | 54 | 45 | 42 | 46 | 40 | 56 | 36 | 50 | | | | | | |
| Romania | 6 | 5 | 13 | 8 | 7 | 5 | 5 | 11 | 6 | 13 | 10 | 11 | 9 | 15 | 13 | 16 | 13 | 12 | 9 | 10 | 6 | 8 | 15 | 9 | 11 | 11 | 15 | 7 | 9 | 10 | 8 | 7 | 12 | 16 | 13 | 11 | 10 | 11 | | | | | | |
| Bulgaria | 42 | 69 | 53 | 25 | 34 | 58 | 56 | 75 | 55 | 82 | 98 | 67 | 53 | 50 | 71 | 67 | 82 | 56 | 63 | 73 | 56 | 70 | 69 | 66 | 49 | 63 | 66 | 91 | 73 | 82 | 85 | 70 | 67 | 57 | 53 | 42 | 34 | 43 | | | | | | |
| Slovenia | 2 | 2 | 2 | 4 | 4 | 3 | 4 | 4 | 4 | 5 | 7 | 9 | 3 | 2 | 2 | 4 | 5 | 4 | 3 | 2 | 6 | 4 | 4 | 4 | 3 | 3 | 2 | 5 | 6 | 5 | 6 | 6 | 3 | 3 | 4 | 5 | 2 | 1 | | | | | | |
| Cyprus | 3 | 4 | 1 | 2 | 2 | 3 | 2 | 2 | 5 | 2 | 4 | 3 | 3 | 3 | 4 | 2 | 4 | 21 | 6 | 4 | 3 | 3 | 18 | 2 | 1 | 3 | 5 | 1 | 3 | 5 | 2 | 3 | 2 | 2 | 3 | 1 | 2 | 2 | 16% | 4% | 3% | | | |
| EU-27 | 3 807 | 3 846 | 4 679 | 4 223 | 4 867 | 4 916 | 5 061 | 4 350 | 4 785 | 5 815 | 6 026 | 4 708 | 4 383 | 4 291 | 5 282 | 4 714 | 5 653 | 5 234 | 5 605 | 4 386 | 4 745 | 6 067 | 6 228 | 4 533 | 4 614 | 4 447 | 4 704 | 5 564 | 4 758 | 4 694 | 5 472 | 4 010 | 5 113 | 5 538 | 5 092 | 4 501 | 3 482 | 3 689 | | | | | | |

NC2204 Wine exports

Period 2009-03 versus 2008-03

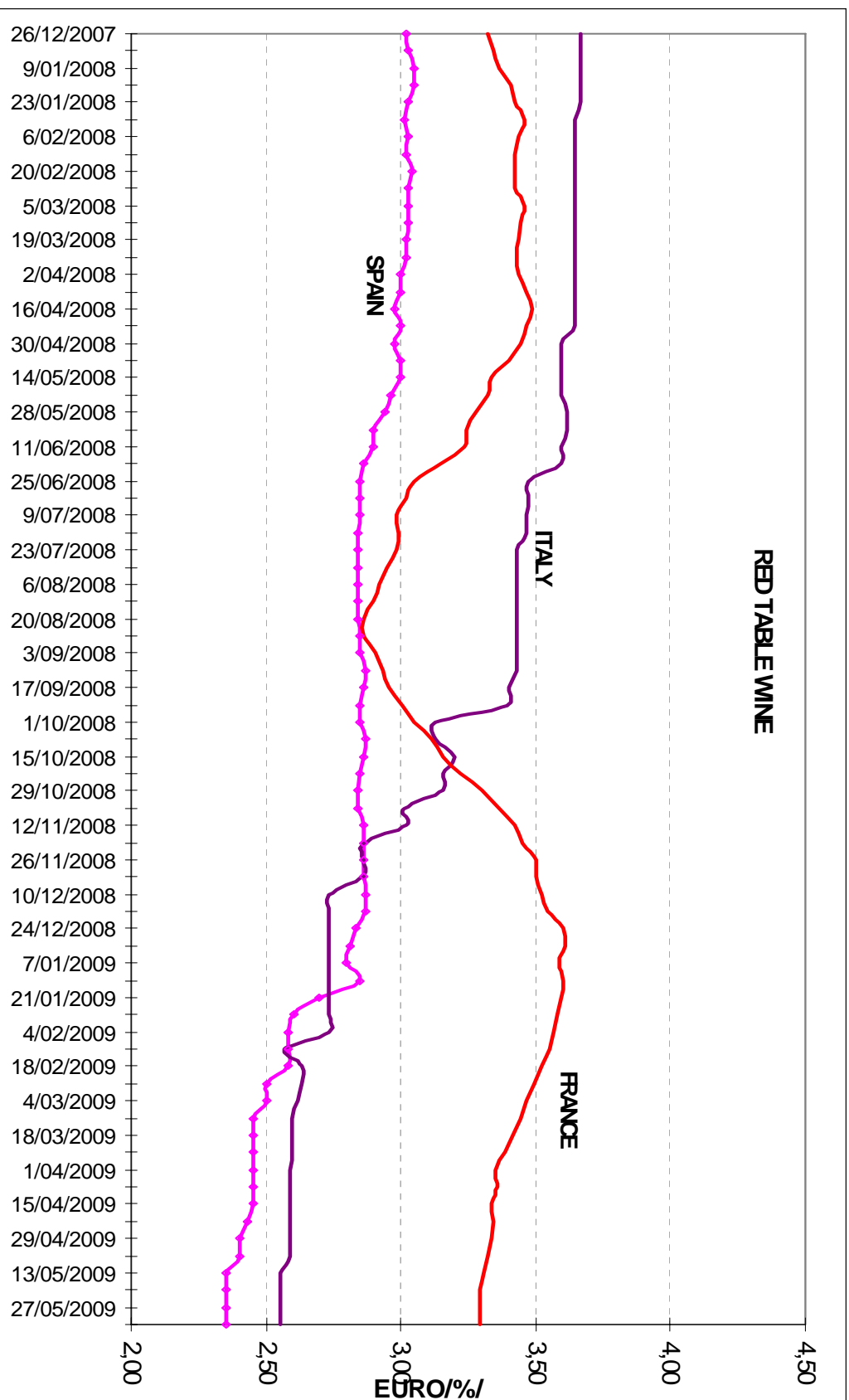
| DECLARANT | Volume | | | Value | | |
|-------------------|-------------|-------------|--------------|-------------|-------------|--------------|
| | Extra EU27 | Intra EU27 | Extra& Intra | Extra EU27 | Intra EU27 | Extra& Intra |
| France | 94% | 89% | 91% | 74% | 86% | 81% |
| Netherlands | 72% | | | 75% | | |
| Fr Germany | 98% | 101% | 101% | 98% | 96% | 97% |
| Italy | 107% | | | 91% | | |
| Utd. Kingdom | 112% | 132% | 130% | 139% | 98% | 122% |
| Ireland | 1% | | | | | |
| Denmark | 115% | | | 67% | | |
| Greece | 89% | 57% | 61% | 106% | 70% | 76% |
| Portugal | 59% | | | 88% | | |
| Spain | 105% | 95% | 98% | 108% | 102% | 104% |
| Belgium | 46% | | | 51% | | |
| Luxembourg | | 65% | 66% | 266% | 75% | 77% |
| Sweden | 135% | | | 142% | | |
| Finland | 66% | | | 70% | | |
| Austria | 120% | | | 104% | | |
| Malta | 36% | | | 74% | | |
| Estonia | 84% | | | 39% | | |
| Latvia | 107% | 146% | 108% | 73% | 200% | 76% |
| Lithuania | 75% | | | 63% | | |
| Poland | 121% | | | 86% | | |
| Czech Republic | 1563% | 162% | 163% | 387% | 90% | 91% |
| Slovakia | 4% | | | 77% | | |
| Hungary | 100% | | | 102% | | |
| Romania | 34% | | | 57% | | |
| Bulgaria | 97% | | | 97% | | |
| Slovenia | 107% | | | 108% | | |
| Cyprus | 10% | | | 38% | | |
| EU-27 | 97% | | | 85% | | |

Source: EC-EUROSTAT COMEXT external trade DataBases

Tour de Table

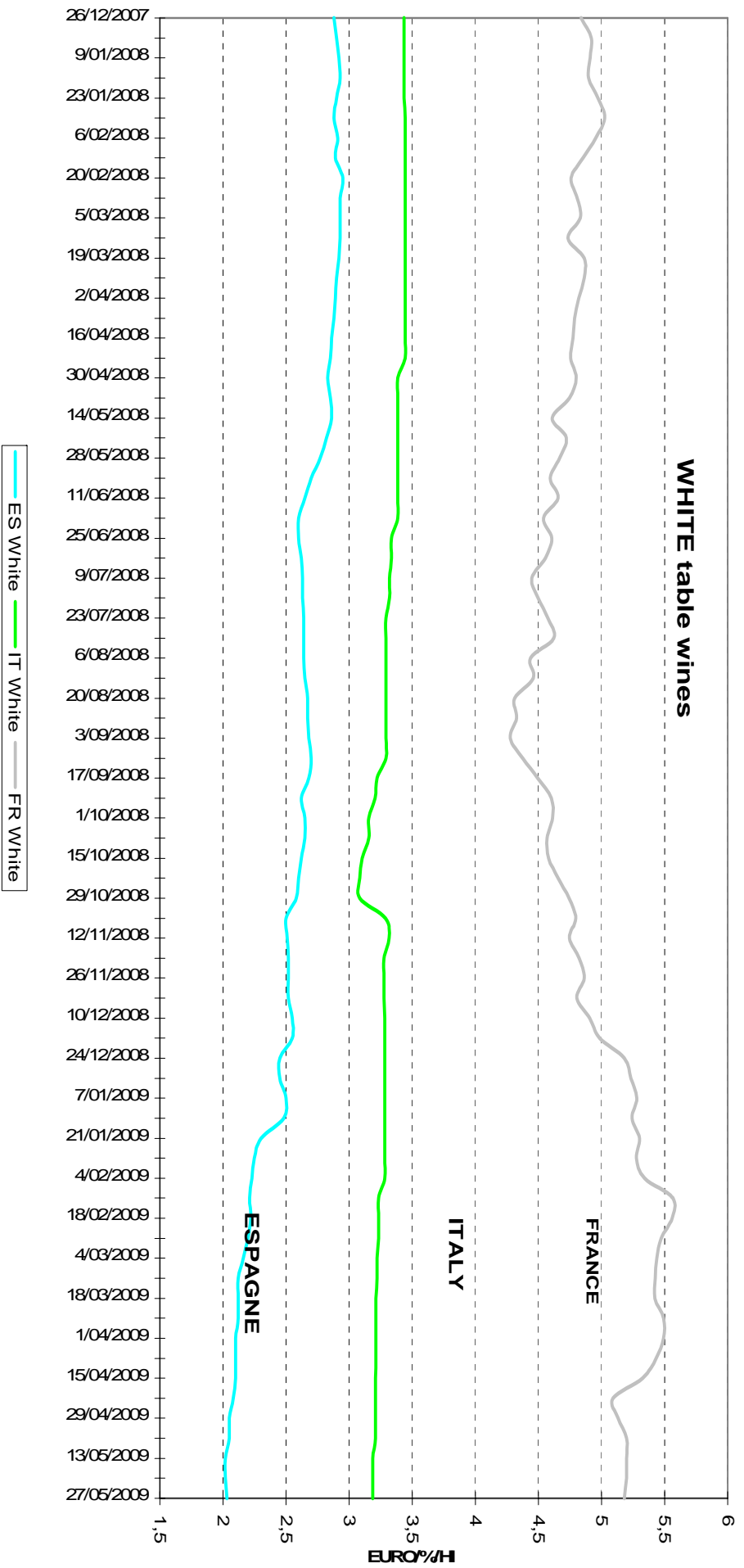
"Le point sur la situation des marchés constitue un moment essentiel et permet aux délégués d'échanger des observations avec la Commission"

COTATIONS DES VINS DE TABLE



Sources: Unione Italiana Vini - VINIFLHOR - Semana Viticola

Evolution des cotations des vins de table **BLANCS** (en Euro/°Vol/Hl.)



Sources: Unione Italiana Vini - VINIFLHOR - Semana Viticola



Organisation Commune du Marché vitivinicole Règl. (CE) 479/2008
Production totale et vinification - CAMPAGNE 2008 – 2009
Prévisions/Estimations au 18 mai 2009
 en 1.000 HL

COMMISSION EUROPÉENNE
 DIRECTION GÉNÉRALE DE L'AGRICULTURE
 ET DU DÉVELOPPEMENT RURAL
 C.3. Vin, alcool, tabac, semences et houblon

| PAYS | Campagne 2003-04 | Campagne 2004-05 | Campagne 2005-06 | Campagne 2006-07 | Campagne 2007-08 | Moyenne 5 ans | Production totale ¹⁾ 2008-2009 | | | Jus de raisins Evaporation | ESTIMATIONS Production Vinifiée | | | | |
|------------------------|------------------|------------------|------------------|------------------|------------------|----------------|---|------------------------|-------------|----------------------------|---------------------------------|---------------|---------------|--------------|----------------|
| | | | | | | | 1000 HL | Versus 2007/08 | Versus AVG5 | | Vins de table | Vins de Pays | VQPRD | Autres Vins | Prod vinifiée |
| | | | | | | | | | | | | | | | |
| Bulgarie | 2.314 | 1.961 | 1.708 | 1.757 | 1.796 | 1.907 | 1.606 | -11% | -16% | | 1092 | 437 | 66 | 12 | 1.606 |
| Tchéquie | 540 | 605 | 438 | 434 | 821 | 568 | 773 | -6% | +36% | | 16 | 32 | 724 | 1 | 773 |
| Allemagne | 8.291 | 10.107 | 9.256 | 8.995 | 10.363 | 9.402 | 9.991 | -4% | +6% | | 356 | 246 | 9.388 | | 9.991 |
| Grèce | 3.804 | 4.295 | 4.027 | 3.947 | 3.511 | 3.917 | 3.873 | +10% | -1% | | 2.522 | 1.007 | 345 | | 3.873 |
| Espagne | 48.620 | 50.062 | 41.119 | 43.679 | 42.070 | 45.110 | 41.410 | -2% | -8% | 5.670 | 20.399 | 2.562 | 12.774 | 5 | 35.740 |
| France | 47.519 | 58.845 | 53.314 | 53.025 | 46.547 | 51.850 | 44.429 | -5% | -14% | 1.000 | 1.781 | 12.142 | 22.265 | 7.241 | 43.429 |
| Italie | 44.087 | 53.135 | 53.062 | 54.600 | 49.181 4) | 50.813 | 50.470 | +3% | -1% | 1.500 | 20.860 | 15.284 | 12.826 | | 48.970 |
| Chypre | 400 | 282 | 241 | 218 | 149 | 258 | 147 | -2% | -43% | | | 128 | 2 | | 130 |
| Luxembourg | 123 | 156 | 135 | 124 | 142 | 136 | 130 | -9% | -5% | | | | 130 | | 130 |
| Hongrie | 3.800 | 5.272 | 3.103 | 3.271 | 3.222 | 3.734 | 3.460 | +7% | -7% | | 75 | 1.072 | 2.313 | | 3.460 |
| Malte | 100 | 70 | 60 | 65 | 48 | 69 | 32 | -33% | -53% | | 7 | 16 | 10 | | 32 |
| Autriche | 2.556 | 2.734 | 2.264 | 2.256 | 2.628 | 2.488 | 2.994 | +14% | +20% | | | 567 | 2.377 | 51 | 2.994 |
| Portugal | 7.283 | 7.481 | 7.254 | 7.532 | 6.049 | 7.120 | 5.620 | -7% | -21% | | 1.415 | 1.290 | 2.915 | | 5.620 |
| Roumanie | 5.555 | 6.166 | 2.602 | 5.014 | 5.289 | 4.925 | 6.786 | +28% | +38% | | 4.816 | 1.025 | 945 | | 6.786 |
| Slovénie ²⁾ | 671 | 944 | 886 | 832 | 857 | 838 | 752 2) | -12% | -10% | | | 226 | 526 | | 752 |
| Slovaquie | 540 | 410 | 303 | 325 | 355 | 387 | 431 | +21% | +11% | | 44 | 1 | 386 | | 431 |
| Other EUR27 | 18 | 24 | 25 | 27 | 28 | 24 | 19 3) | -34% | -24% | | | 8 | 11 | | 19 |
| Total EUR27 | 176.221 | 202.549 | 179.797 | 186.101 | 173.057 | 183.545 | 172.922 | -0,1% | -6% | 8.170 | <i>54.311</i> | <i>35.114</i> | 68.002 | 7.310 | 164.736 |
| | | | | | | | | Versus 2007-08: | | 36% | 1,7% | -5,1% | 22,7% | -0,5% | |
| Croatie | 1.768 | 1.561 | 1.200 | | | 1.510 | | | | | | | | | |
| Turkey | 225 | 174 | 287 | 229 | | 229 | | | | | | | | | |

1) AutoConsommation ainsi que la diminution de volume déterminée par l'élaboration de moûts concentrés inclus
 2) AutoConsommation de 40% inclus
 3) BE 6.000 HI; Poland (first harvest) 500 hl; UK 11.000 HI, NL 1.000 HI
 4) Source: Déclarations de Production
 ISTAT 2007-2008: 42,559 Mio HI

